

**AN ECONOMIC ANALYSIS
OF POULTRY FARMING IN THE
STATE OF GOA**

DISSERTATION

TO BE SUBMITTED TO

KOTA OPEN UNIVERSITY, KOTA

RAJASTHAN

FOR THE AWARD OF

DOCTOR OF PHILOSOPHY

IN

ECONOMICS

BY

**B.C. NAIR
LECTURER IN STATISTICS
ST. XAVIER'S COLLEGE
MAPUSA-GOA**

UNDER THE GUIDANCE OF

**DR. M.K. GHADOLIYA
ASSOCIATE PROFESSOR
DEPARTMENT OF ECONOMICS
KOTA OPEN UNIVERSITY
KOTA-RAJASTHAN**


KOTA OPEN UNIVERSITY

1999

CERTIFICATE OF AUTHENTICATION


I do hereby declare that the copy of the thesis submitted to the ICSSR is an authentication copy of the thesis submitted to the ICSSR is an authenticated copy of my thesis approved for the award of degree of Doctor of Philosophy by the University KOTA OPEN UNIVERSITY, KOTA-RAJASTHAN.

Dated : 15/10/2002


(Dr. B. C. Nair)

Authenticated by :

Supervisor / Registrar:



15/10/2002

Kota Open University

KOJ (Dr. M. K. Ghadoliya)

DECLARATION

I declare that this dissertation has been composed by me and has not previously formed the basis for the award of any degree/ diploma of Kota Open University or elsewhere

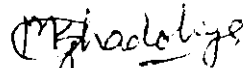


Balakrishnan . C . Nair
Lecturer in Statistics
ST.XAVIER'S COLLEGE
MAPUSA - GOA

MAPUSA-GOA
Dated ..29/9/89

CERTIFICATE

Certified that this dissertation entitled " An Economic Analysis of Poultry Farming in Goa " is a record of work done by the candidate himself during the period of the study under my supervision and is an original piece of research work. It has not previously formed the basis for the award of any degree or diploma of Kota Open University or elsewhere. It is further certified that Shri. B.C.Nair has fulfilled the required conditions as per the ordinance for carrying out research in this University.



*Dr. M.K. Ghadoliya
Associate Professor*

*Department of Economics
KOTA OPEN UNIVERSITY*

*KOTA-RAJASTHAN
Dated .29.10.99*

ACKNOWLEDGEMENT

In the very outset , let me take this opportunity to place on record my gratitude and indebtedness to Dr. M. K . Ghadoliya , Research Guide and Associate Professor of Economics , Kota Open University , Kota-Rajasthan for his constant guidance, encouragement, keen interest , and singular attention shown throughout this study. I would also like to thank Dr. P.K.Sharma , Director (Academic) , Dr. L.N . Gupta , Head of the Department of Economics and all the other Heads of the Departments who have given me valuable suggestions during the presentations of my working progress seminars.

I wish to acknowledge my sincere gratitude to Rev.Fr.Antimo Gomes , Pricipal , St.Xavier's College,Goa for his encouragement and timely help. I extend my thanks to Dr. V. J. Thomas , Director , Department of Animal Husbandry and Veterinary Services , Government of Goa for providing me the necessary support and required secondary data regarding poultry farming in Goa. I would also like to thank the Librarian of Central Library , Panaji -Goa , and Librarian , Goa University Library for helping me to carry out my reference work. My sincere thanks are also due to the Librarian , Veterinary College , Mannuthy -Trichur , and the Dean , Kerala Agriculture University ,

Trichur for providing me all facilities during the days of my reference work in the Library and the stay in the University Campus.

I express my sincere thanks to Dr. C.N. Sontaki , Reader in Commerce (Retd), D.M's College of Commerce , Mapusa-Goa for providing me suggestions in selecting my research problem . My sincere thanks are also due to Dr. P.K.Sudarshan , Department of Economics ,Goa University and Dr.M.R.Patil ,Department of Commerce D.M's College,Mapusa-Goa for their help and encouragement.

Last , but not the least ; I would like to thank my betterhalf Viju and my son Roshan for sustaining me with patience and adjustment during the busy days of my research work .

- B.C.NAIR

TABLE OF CONTENTS

<i>CHAPTER</i>	<i>TITLE</i>	<i>PAGE</i>
1	Introduction	01-36
1.1	Poultry Farming in Indian Agriculture	
1.2	Meaning of Poultry	
1.4	Poultry Industry in India	
1.4.1	Poultry Products	
1.4.2	Production and Consumption of Poultry Products	
1.5	Significance of Poultry Farming in Indian Economy	
1.5.1	Employment Potential	
1.5.2	Rich Source of Protein	
1.5.3	Important Item of Food	
1.5.4	Source of Supplementary Income	
1.5.5	Export Potential	
1.6	Central Government's Efforts on Development of Poultry	
1.7	Problems of Poultry Industry in India	
1.8	Need for the Present Study : Problem Focus	
1.9	Objectives of the Study	
1.10	Hypotheses of the Study	
1.11	Scope of the Study	
1.12	Period of the Study	
1.13	Presentation of the Study	
1.14	Limitation of the Study	

2	Review of Literature	37-69
2.1	Studies on Demand Analysis of Poultry Products	
2.2	Studies on Cost-Benefit Analysis	
2.3	Studies on Marketing of Poultry Products	
2.4	Miscellaneous Studies on Poultry	
2.5	A summary of Critical Appraisal	
3	Methodology	70-92
3.1	Description of the Study Area	
3.2	Sampling Procedures	
3.3	Nature and Source of Data	
3.4	Tools and Techniques	
3.5	Key Terms and Concepts	
4	Demand Analysis	93-138
4.1	Poultry Development in Goa since Liberation	
4.2	Demand for Poultry Products in Goa	
4.3	State Government's Policies on Development of Poultry	
4.4	Factors Influencing the Demand for Poultry Products in Goa	
4.5	Correlation Analysis	
4.6	Regression Analysis	
4.6.1	Linear Growth Rates of the Variables	
4.6.2	Estimation of Demand Function for Broiler	
4.6.3	Estimation of Demand Function for Eggs	
4.6.4	Comparison Between the Two Models (Linear & Log)	
4.7	Summary	
5	Cost-Benefit Analysis	139-176
5.1	Profitability of Broiler Farming	
5.1.1	Cost and Return Structure of Broiler Farming	

5.1.2	Commercial Efficiency of Broiler Farms	
5.2	Profitability of Layer Farming	
5.2.1	Cost and Return Structure of Layer Farms	
5.2.2	Commercial Efficiency of Layer Farms	
5.3	Summary	
6	Marketing of Poultry Products	177-211
6.1	Marketing Strategies	
6.2	Marketing of Eggs in Goa	
6.2.1	Egg Marketing Channels	
6.2.2	Problems in Egg Marketing	
6.2.3	Price Spread in the Marketing of Eggs	
6.2.4	Seasonal Variations in Egg Prices	
6.3	Marketing of Broilers	
6.3.1	Broiler Marketing Channels	
6.3.2	Problems in Broiler Marketing	
6.3.3	Price Spread in the Marketing of Broilers	
6.3.4	Seasonal Variations in Broiler Prices	
6.4	Summary	
7	Summary , Conclusions and Suggestions	212-223
7.1	Summary	
7.2	Findings of the Study / Conclusions	
7.3	Areas for Further Research	
7.4	Policy Implications / Suggestions	
	Select Bibliography	224-238

LIST OF TABLES

~~~~~

| <b>TABLE</b> | <b>TITLE</b>                                                                                                 | <b>PAGE</b> |
|--------------|--------------------------------------------------------------------------------------------------------------|-------------|
| 1.1          | Annual Production and Per Capita Availability of Eggs and Broilers during 1961-1997                          | 07          |
| 1.2          | Top 5 Broiler and Egg Producing States in India in 1997                                                      | 10          |
| 1.3          | Estimated Parent Stock in Production and Number of Hatcheries in Selected States of India in 1997            | 14          |
| 1.4          | Chemical Composition of an Egg                                                                               | 18          |
| 1.5          | Five Year Plan Expenditure on Poultry ( 1957-1997 )                                                          | 23          |
| 1.6          | Poultry Population of Goa during 1982-1997                                                                   | 31          |
| 3.1          | A Profile of Goa State                                                                                       | 72          |
| 3.2          | Sampling Design of Poultry farms                                                                             | 77          |
| 4.1          | Poultry Population of Goa , Taluka-wise in 1992                                                              | 94          |
| 4.2          | Local Production and Imports of Broilers and Eggs of Goa State During 1980-1997                              | 96          |
| 4.3          | Number of Poultry Farms in Goa                                                                               | 98          |
| 4.4          | Size-wise Classification of Poultry Farms                                                                    | 99          |
| 4.5          | Tourist Arrivals in Goa During 1977-1997                                                                     | 105         |
| 4.6          | Demand for Poultry Products , Per Capita Income and Price of Broiler , Eggs and Mutton meat During 1977-1997 | 107         |
| 4.7          | Linear Correlation of Dependent Variable with Each Independent Variables                                     | 111         |
| 4.8          | Growth Rate of the Variables ( 1977-1997)                                                                    | 113         |

|      |                                                                                                                                               |     |
|------|-----------------------------------------------------------------------------------------------------------------------------------------------|-----|
| 4.9  | Correlation Matrix for the Independent Variables                                                                                              | 116 |
| 4.10 | Regression Results for the Estimation of Demand Function for Broiler ( Linear Model : Case-1)                                                 | 117 |
| 4.11 | Regression results for the Estimation of Demand Function for Broiler ( Linear Model: case-2)                                                  | 119 |
| 4.12 | Regression Results for the Estimation of the Demand Function for Broiler ( Linear Model: Case-3)                                              | 120 |
| 4.13 | Regression Results for the Estimation of the Demand Function for broiler ( Log Model: Case-1)                                                 | 122 |
| 4.14 | Regression Results for the Estimation of the Demand Function for broiler ( Log Model: Case-2)                                                 | 124 |
| 4.15 | Regression Results for the Estimation of the Demand Function for Broiler ( Log model: Case-3)                                                 | 126 |
| 4.16 | Regression Results for the Estimation of the Demand Function for Eggs ( Linear Model )                                                        | 129 |
| 4.17 | Regression Results for the Estimation of the Demand Function for Eggs ( Log Model )                                                           | 132 |
| 4.18 | Projected Values of the Explanatory Variables for the Period 1998-2010                                                                        | 135 |
| 4.19 | Estimates of Demand for Broilers and Eggs for the Period 1998-2010                                                                            | 136 |
| 5.1  | Number of Broiler Poultry Farms, Total Number of Broilers ,and Average Number of Broilers per Farm on Selected Different Size Groups of Farms | 142 |
| 5.2  | Cost Structure per Broiler for Different Size Groups of Farms                                                                                 | 147 |
| 5.3  | Return Structure per Farm for Different Size Groups of Farms                                                                                  | 151 |
| 5.4  | Net Returns per Broiler for Different Size Groups of Farms                                                                                    | 152 |

|      |                                                                                                                                             |     |
|------|---------------------------------------------------------------------------------------------------------------------------------------------|-----|
| 5.5  | Economic Price of Broiler for Different Size Groups of Farms                                                                                | 154 |
| 5.6  | Total Income and Total Cost of Broiler Farms                                                                                                | 156 |
| 5.7  | Broiler-Feed Price Ratio for Different Size Groups of Broiler Farms                                                                         | 159 |
| 5.8  | Benefit-Cost Ratio for Different Size groups of farms                                                                                       | 160 |
| 5.9  | Profit- Rate for Different Size Groups of Farms                                                                                             | 161 |
| 5.10 | Number of Layer Farms , Total Number of Layers , Average Number of layers per Farm on Selected different Size Groups of Layer Poultry Farms | 163 |
| 5.11 | Fixed Cost , Variable Cost and Total Cost per Layer on Different Size Groups of Layer farms                                                 | 165 |
| 5.12 | Total Returns per Layer on Different Size Groups of Layer Farms                                                                             | 168 |
| 5.13 | Economic Price of an Egg and Profit Rate per Egg                                                                                            | 170 |
| 5.14 | Net Cost and Net Income from Layer Poultry farms of Different Size Groups                                                                   | 171 |
| 5.15 | Economics per Layer on Different Size Groups of Layer Farms                                                                                 | 173 |
| 6.1  | Price Spread in the Marketing of Eggs in Goa During Peak and Lean Periods in Channel-1                                                      | 184 |
| 6.2  | Price Spread in the Marketing of Eggs in Goa During Peak and Lean periods in Channel-2                                                      | 184 |
| 6.3  | Trend of Egg Prices in Goa During 1990-1997 ( 12 Monthly Moving Averages)                                                                   | 189 |
| 6.4  | Trend Prices of Eggs in Goa During 1990-1997 ( Summarised)                                                                                  | 192 |
| 6.5  | Ratio of Egg Prices to Trend in Different Months During the Period 1990-1997 and Seasonal Indices                                           | 193 |

|      |                                                                                          |     |
|------|------------------------------------------------------------------------------------------|-----|
| 6.6  | Price Spread in the Marketing of Broilers in Goa in Channel-1                            | 201 |
| 6.7  | Price Spread in the Marketing of Broilers in Goa in Channel-2                            | 201 |
| 6.8  | Trend of Broiler Prices in Goa During 1990-1997 ( 4 Quarterly Moving Averages)           | 205 |
| 6.9  | Trend Price of Broilers in Goa During 1990-1997 ( Summarised)                            | 206 |
| 6.10 | Ratio of Actual Broiler Prices to Trend During the Period 1990-1997 and Seasonal Indices | 206 |

## ***LIST OF FIGURES***

~~~~~

FIGURE	TITLE	PAGE
1.1	Chemical Composition of an Egg	19
1.2	Five Year Plans Expenditures on Poultry	25
3.1	Geographical Map of Goa	74
4.1	Demand for Eggs in Goa During 1977-1997	110
4.2	Demand for Broilers in Goa During 1977-1997	110
5.1	Total Production Cost of a Broiler	150
5.2	Total Production Cost of a Layer	167
6.1	Average Egg Prices During the Period 1990-1997	195
6.2	Average Broiler Prices During the Period 1990-1997	195
6.3	Seasonal Indices in Egg Prices	208
6.4	Seasonal Indices in Broiler Prices	208