

**THEORY OF EXTREME VALUES AND ITS
APPLICATION TO FLOOD CONTROL**

BY

NETRA PAL SINGH

A THESIS

**Submitted to the Haryana Agricultural University
in partial fulfilment of the requirement for the
degree of**

DOCTOR OF PHILOSOPHY

IN

STATISTICS

**College of Basic Sciences & Humanities
Haryana Agricultural University**

HISSAR

1981

19772

***AFFECTIONATELY**

DEDICATED

TO


RESPECTED

PARENTS*

CERTIFICATE I

This is to certify that this thesis entitled "Theory of Extreme values and its Application to Flood Control", submitted for the degree of Ph.D. in the subject of statistics of the Haryana Agricultural University, is a bonafide research work carried out by Shri Netra Pal Singh under my supervision and that no part of this thesis has been submitted for any other degree.

The assistance and help received during the course of investigation have been fully acknowledged.


(O.P. Srivastava)
Major Advisor


CERTIFICATE OF AUTHENTICATION

I do hereby declare that the copy of the thesis submitted to the ICSSR is an authenticated copy of my theirs approved for the award of degree of Doctor of Philosophy by the University of Delhi University

Date :



Signature

Authenticated by :
Supervisor/Registrar


Prof. & Head
Math & Statistical Deptt

CERTIFICATE II

This is to certify that the thesis entitled "Theory of Extreme values and its Application to Flood Control" submitted by Shri Netra Pal Singh to the Haryana Agricultural University in partial fulfilment of the requirements for the degree of Ph.D. in the subject of Statistics has been approved by the student's Advisory Committee after an oral examination on the same in collaboration with an External Examiner.


EXTERNAL EXAMINER


MAJOR ADVISOR


HEAD OF THE DEPARTMENT


DEAN, POST GRADUATE STUDIES

ACKNOWLEDGEMENT

With a deep sense of sincerity and immense gratitude, the author expresses his heartiest thanks to Dr.O.P.Srivastava, Dean, College of Basic Sciences & Humanities, for kindly suggesting the problem, inspirational guidance, constant encouragement and helpful criticism in the preparation of the manuscript. His unserved constant help and encouragement were in chief responsible for the successful completion of this study.

The author is also thankful to the members of his advisory committee Dr.P.D.Puri, Associate Professor of Statistics, Dr.J.B.Chaudhary, Professor & Head, Department of Genetics, Dr.R.K.Singh, Professor of Genetics, Dr.Man Singh, Assistant Professor of Mathematics, Dr.J.S.Sharma, Population Geneticist, Animal Breeding, for their time to time help and critical suggestions in the preparation of this manuscript.

The author is highly thankful to Dr.M.N.Dass, Director (Statistics), Central Water Commission, New Delhi for providing the data to illustrate the theory.

Help and cooperation rendered by the staff members and students of the department of Mathematics and Statistics during these studies is gratefully acknowledged.

The author is also thankful to Dr.R.C.Singh, Dr.K.Kapoor, Department of Zoology, Mr.B.P.Singh, Research Scholar, Department of Chemistry, Delhi University, Dr.H.P.Singh, Mr.Rajinder Singh Panwar, Mr.Ravi, Mr.Pappu and Mr.Rakesh Kumar for their timely cooperation.

With a sense of reverence, author is grateful to his family members for extending their kind affection; inspiration and every possible help during these investigation.

In the last, the financial assistance rendered by the Council of Scientific and Industrial Research, New Delhi, as a Junior Research Fellowship and the merit fellowship by Haryana Agricultural University during these studies is gratefully acknowledged.


(Netra Pal Singh)

CONTENTS

Chapter	Contents	Page
I	INTRODUCTION	
1.1	Extremes in univariate distribution.	1
1.2	Extremes in bivariate distribution	8
1.3	Application of extreme value theory	15
1.4	An outline of present study	18
II	REVIEW OF LITERATURE	
2.1	Extreme value theory	21
2.2	Estimation	24
2.3	Application of extreme value theory	27
III	ESTIMATION OF THE PARAMETERS OF GUMBEL DISTRIBUTION	
3.1	Introduction	33
3.2	Methods of estimation	34
3.3	Estimates based on m -th maxima	41
3.4	Estimates based on joint distribution of m maxima	45
IV	ESTIMATION OF THE PARAMETERS OF PRECHET DISTRIBUTION	
4.1	Introduction	50
4.2	Cauchy type asymptotic estimation	51
4.3	Estimates based on m -th maxima	55
4.4	Estimates based on joint distribution of m maxima	74

V	ESTIMATION OF BIVARIATE DISTRIBUTION (GUMBEL DISTRIBUTION)	
5.1	Introduction	89
5.2	Method of estimation	90
5.3	Estimation by the method of maximum likelihood	99
5.4	Estimation of the parameters with second largest extremes	104
VI	ESTIMATION OF BIVARIATE DISTRIBUTION (FRÉCHET DISTRIBUTION)	
6.1	Introduction	111
6.2	Estimation of the parameters with largest extremes	112
6.3	Estimation of the parameters with second largest extremes	124
VII	WATER LEVEL ANALYSIS—EXCEEDANCES	
7.1	Introduction	133
7.2	Exceedances in one dimension	136
7.3	Distribution function of $\text{Sup } \xi_k$ and $\text{Inf } \xi_k$	142
7.4	Exceedances in two dimensions	145
7.5	Distribution function of $(\text{Sup } \xi_k,$ $\text{Sup } \theta_1)$ and $(\text{Inf } \xi_k, \text{Inf } \theta_1)$	152
7.6	Application of one dimensional theory	159
7.7	Application of two dimensional theory	168
	SUMMARY	172
	BIBLIOGRAPHY	i-xii
	APPENDIX	xiii-xix